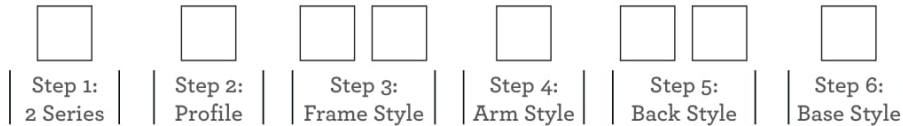


SHERRILL FURNITURE



2 DESIGN YOUR OWN SERIES

Creating your own personal upholstery has never been easier than with the moderately scaled 2 Series.
 First Select a frame Profile: **"T"-Cushion** or **"F"-Cushion** for your Sofa, Chair or Sectional.
 Then complete your design by choosing Arm Back and Base options that suit your style.



1 Select 2 Series — - - - - - - -

2 Select Frame Profile — - - - - - - -

Select T: Cushion or F: Arm to the Front



T = T CUSHION PROFILE
 Shown: 2T11-SBAT



F = ARM TO THE FRONT PROFILE
 Shown: 2F11-NBAT

3 Select Your Frame Style — - - - - - - -

Note: All dimensions are approximate and will vary slightly based on Options.
 Note: T-Track Arm reduces standard Chair and Sofa widths by 4" and each 1 Armed Sectional Piece by 2".

Chairs / Sofas:

- 11 - Chair
- 00 - Ottoman
- 62 - Two Cushion 62" Loveseat
- 72 - Two Cushion 72" Sofa
- 73 - Three Cushion 72" Sofa
- 82 - Two Cushion 82" Sofa
- 83 - Three Cushion 82" Sofa
- 92 - Two Cushion 92" Sofa
- 93 - Three Cushion 92" Sofa

Sectional Pieces:

- LL - Left Arm Loveseat
- RL - Right Arm Loveseat
- LS - Left Arm Sofa
- RS - Right Arm Sofa
- LN - Left Arm Corner Sofa
- RN - Right Arm Corner Sofa

Standard Construction

Height: 36 in.
 Seat Depth: 20 in.
 Arm Height: 25 in.
 Overall Depth: 35 in.
 Standard Finish: Brown Mahogany
 Chairs with Skirts are available with
 Optional Swivel/Swivel Rocker Base
 for an upcharge.
 Standard Throw Pillows are 21x21"

2F11-SCLD CHAIR
H36 W36 OD20 SD20 in.

OPTIONS SHOWN:

2: 2 Series

F: Arm to the Front

11: Chair

S: Sock Arm

CL: Casual Loose Back **NEW**

D: Dressmaker



2F11-NBAT CHAIR
H36 W36 OD35 SD20 in.

OPTIONS SHOWN:

2: 2 Series

F: Arm to the Front

11: Chair

N: Nailed Arm

BA: Box Attached Back

T: Tapered Leg



2T11-PKLD CHAIR
H36 W36 OD35 SD20 in.

OPTIONS SHOWN:

2: 2 Series

F: Arm to the Front

11: Chair

P: Pleated Arm

KL: Knife Loose Back

D: Dressmaker



2F11-RBLS CHAIR
H36 W36 OD35 SD20 in.

OPTIONS SHOWN:

2: 2 Series

F: Arm to the Front

11: Chair

R: Rolled Arm

BL: Box Loose Back

S: Skirt





2T62-RKAS 62"
LOVESEAT
 H36 W62 OD35 SD20 in.

OPTIONS SHOWN:

- 2:** 2 Series
- T:** T-Cushion
- 62:** 62" Loveseat
- R:** Rolled Arm
- KA:** Knife Attached Back
- S:** Skirt



2F72-PBLT 72" SOFA
 H36 W72 OD35 SD20 in.

OPTIONS SHOWN:

- 2:** 2 Series
- F:** Arm to the Front
- 72:** 72" 2-Cushion Sofa
- P:** Pleated Arm
- BL:** Box Lose Back
- T:** Tapered Leg



2F82-TBAD 82"
2-CUSHION SOFA
 H36 W78 OD35 SD20 in.

OPTIONS SHOWN:

- 2:** 2 Series
 - F:** Arm to the Front
 - 82:** 82" 2-Cushion Sofa*
 - T:** Track Arm
 - BA:** Box Attached Back
 - D:** Dressmaker
- Shown with Optional
 "Weltless French Seam".
 Standard with Welt.

*Note: Track Arm Option
 reduces actual width to 78"



2T93-NKLS 92"
3-CUSHION SOFA
 H36 W92 OD35 SD20 in.

OPTIONS SHOWN:

- 2:** 2 Series
- T:** T-Cushion
- 93:** 92" 3-Cushion Sofa
- N:** Nailed Arm
- KL:** Knife Loose Back
- S:** Skirt



2F62-SBAT LOVESEAT

OPTIONS SHOWN:

2: 2 Series

F: Arm to the Front

62: 62" Loveseat

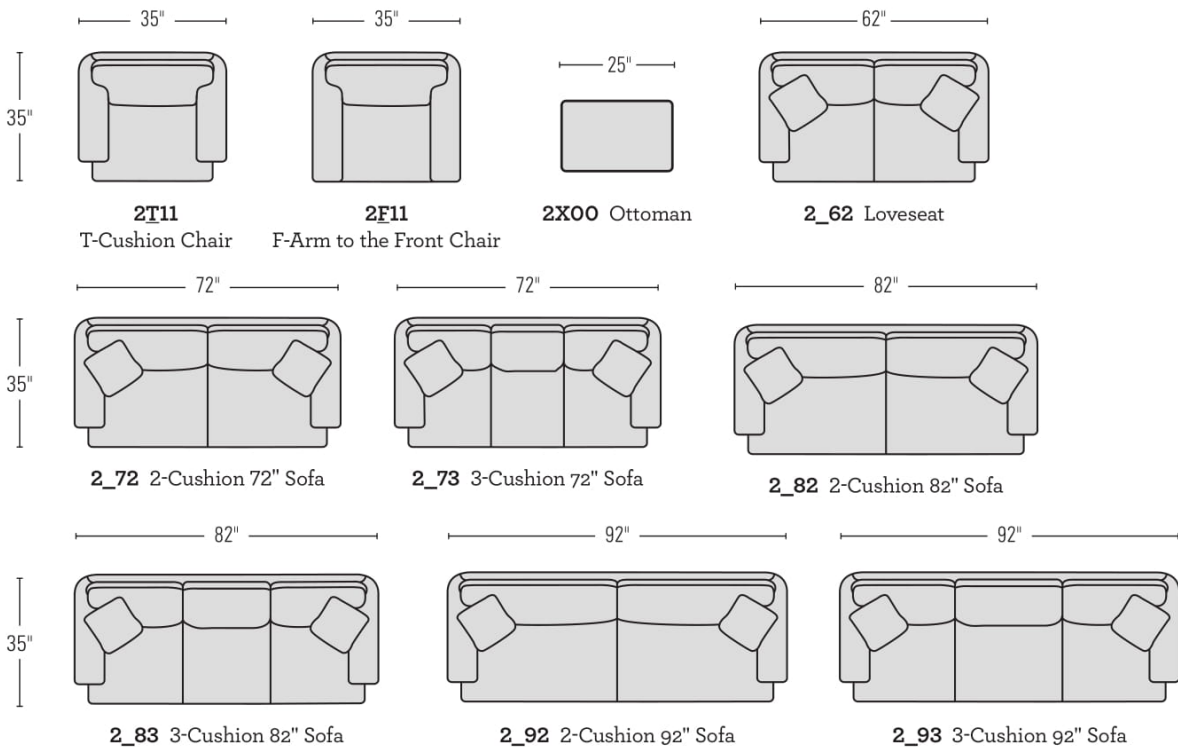
S: Sock Arm

BA: Box Attached Back

T: Tapered Leg

Available Styles

Note: All dimensions are approximate and will vary slightly based on Options.
 Note: T-Track Arm reduces standard Chair and Sofa widths by 4" and each 1 Armed Sectional Piece by 2".
 Sketches shown in 1/4" scale



NEW SECTIONAL



2TLS-TCLT LEFT ARM SOFA
H36 W84 OD84 SD20 in.

OPTIONS SHOWN:

2: 2 Series

T: T-Cushion

LS: Left Arm Sofa

NEW T: Track Arm

NEW CL: Casual Loose Back

T: Tapered Leg Base

2TRN-TCLT RIGHT ARM CORNER SOFA
H36 W92 OD35 SD20 in.

OPTIONS SHOWN:

2: 2 Series

T: T-Cushion

RN: Right Arm Corner Sofa

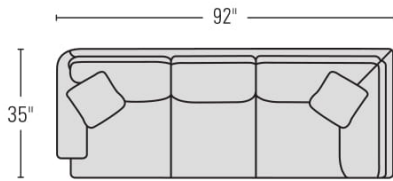
NEW T: Track Arm

NEW CL: Casual Loose Back

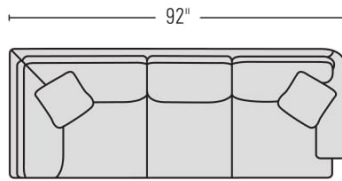
T: Tapered Leg Base

Available Sectional Pieces

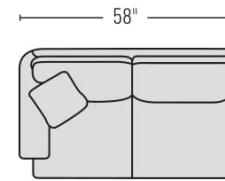
Note: All dimensions are approximate and will vary slightly based on Options.
Note: T-Track Arm reduces standard Chair and Sofa widths by 4" and each 1 Armed Sectional Piece by 2".
Sketches shown in 1/4" scale



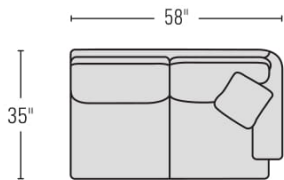
2_LN Left Arm Corner Sofa



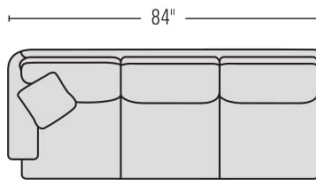
2_RN Right Arm Corner Sofa



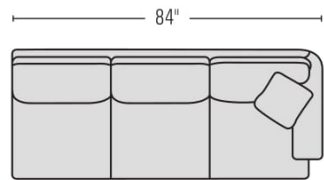
2_LL Left Arm Loveseat



2_RL Right Arm Loveseat

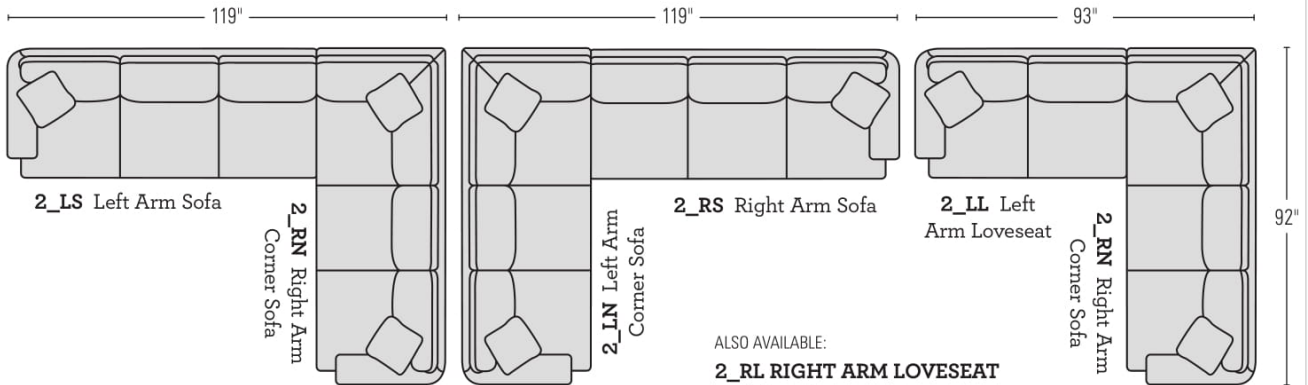


2_LS Left Arm Sofa



2_RS Right Arm Sofa

Sample Configurations



ALSO AVAILABLE:
2_RL RIGHT ARM LOVESEAT
(Not Shown)